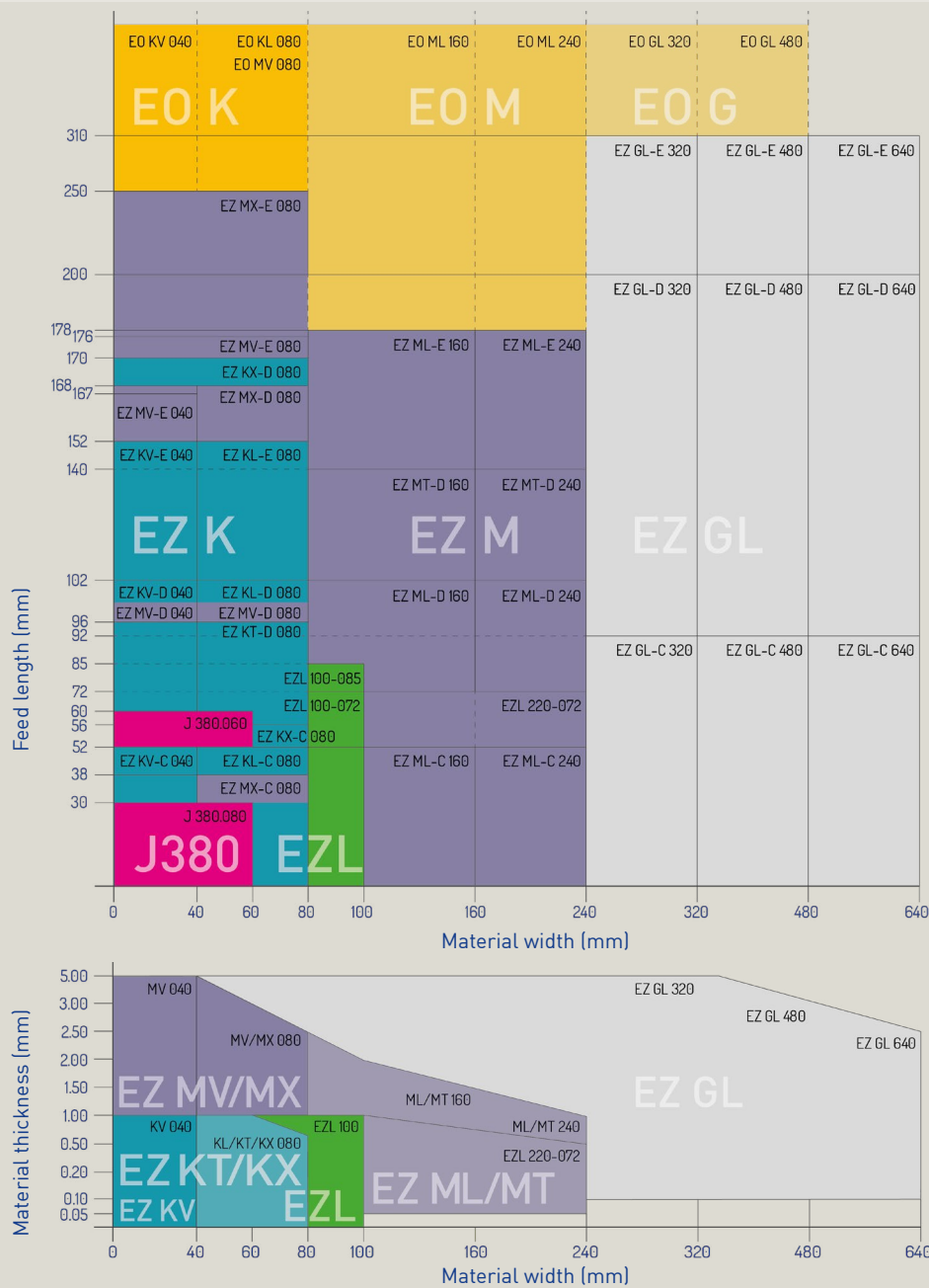


LINEAR FEEDING SYSTEMS AND DIMENSIONS



ABOUT US

For 50 years we have developed and produced quality, high precision gripper and roll feeders.

Thanks to our innovative technology and continual improvement, we have established ourselves as one of the European's leading suppliers of feeding technology for the stamping and metal industry.

In a constantly changing market environment, our focus is on high precision products at a fair price. Inspired by our customers, we sit day after day, working on sophisticated solutions to meet their needs - and yours too.


SWITZERLAND

Zehnder & Sommer AG
 CH-3400 Burgdorf
 info@zehndersommer.com
 Tel +41 31 800 00 00

GERMANY

Zehnder & Sommer GmbH
 DE-58452 Witten
 info@zehndersommer.de
 Tel +49 2302 981 60 30

zehndersommer.com
ZSwiss.com



PRODUCT OVERVIEW GRIPPER FEEDS/TRANSFER

Edition 2024-03



DRIVES

- K: Compact small electric linear motors (traction force up to 100 N)
- M: Medium electric linear motors for high performance (traction force up to 400 N)
- J: Classic pneumatic feeders

DESIGNS


- L: Horizontal as feed for presses or automations
- V: Vertical for narrow spaces or stamping/bending machines
- T/X: Double motors for highest cycle rates

FEED LENGTHS

- C: Compact design for short feeds
- D: Double overall length for medium feeds
- E: Extended overall length for long feeds

FIXING SYSTEMS

- Classic Wide Clamps for flat strip material
- Gripper Clamps for profiled materials
- Special Clamps for wires or multiple wire feeds



PRODUCT OVERVIEW LINEAR AND GRIPPER FEEDING SYSTEMS EZ & J



Edition 2024-03		Model name		Number of clamps		Pitch	Passage	Clamp	Device dimensions (mm)			
				or grippers		max.	width	opening	Infeed height	Height with clamps	Height with cover	Device depth
Model	Dimension	fix	moving	mm	mm	mm						
EZL		EZL	100-072	1	1	72	100	1.0	76.5	94	100	280
		EZL	220-072	1	1	72	220					
		EZL	100-085	1	1	84	100	1.0	76.5	94	100	292
LINEAR FEED SMALL		EZ KL-C	080	1 (2)	1 (2)	50	81	1.0	76.5	93	100	180
		EZ KL-D	080	1 (2)	1 (2,3)	102						310
		EZ KL-E	080	1 (2)	1 (2,3)	152						440
		EZ KV-C	040	1	1	50	41	1.0	129.5	147	154	180
		EZ KV-D	040	1 (2)	1 (2)	102						310
		EZ KV-E	040	1 (2)	1 (2)	152						440
		EZ KT-D	080		2 (4)	2x48	81	1.0	76.5	93	100	310
		EZ KX-C	080		2	2x28	81	1.0	129.5	147	154	180
		EZ KX-D	080		2	2x85						310
LINEAR FEED MEDIUM		EZ ML-C	160	1 (2)	1 (2)	45	161	1.0	76.5	93	100	310
			240	1 (2)	1 (2)		241					
		EZ ML-D	160	1 (2)	1 (2)	102	161	1.0	76.5	93	100	310
			240	1 (2)	1 (2)		241					
		EZ ML-E	160	1 (2)	1 (2)	178	161	1.0	76.5	93	100	440
			240	1 (2)	1 (2)		241					
		EZ MV-C	040	1	1	45	41	1.0	209.5	227	234	180
			080	1	1		81				236	
		EZ MV-D	040	1 (2)	1 (2)	102	41	1.0	209.5	227	234	310
			080	1 (2)	1 (2)		81				236	
		EZ MV-E	040	1 (2)	1 (2)	167	41	1.0	209.5	227	234	440
			080	1 (2)	1 (2)		81				236	
	EZ MT-D	160		2 (4)	2x70	161	1.0	76.5	93	100	440	
		240		2 (4)		241						
	EZ MX-C	080		2	2x19	85	1.0	209.5	227	234	180	
	EZ MX-D	080		2	2x84						310	
	EZ MX-E	080		2	2x126						440	
J 380		J 380	.030	1	1	33	64	1.4	39	48	53	262
			.060	1	1	66	64					328



Device width		Traction force		Clamping force		Ratio		Precision	Stroke rate	Material cross section	
max. (N)		max. (N)		max. N (6 bar)		clamping/traction		+/- position	max. recommended	recommended (mm ²)	
body	total	nominal	peak	single clamp	max clamps	single	double clamps	mm	strokes/minute	slow	fast
140	140	110	200	290	-	+	-	0.01	600	100	50
260	260			640	-	++	-		500		
140	145	100	200	290	-	+	-	0.01	600	100	50
112	121	60	100	270	540	++	+++	0.02	600	40	25
		65	140		810		+++	0.01	800	50	30
				0.02		600					
86	90	60	100	135	135	+	-	0.02	600	40	25
		65	140		270		++	0.01	800	50	30
				0.02		600					
112	121	65	140	270	540	++	+++	0.02	1200	50	30
116	125	60	100	310	-	++	-	0.02	1000	40	25
		65	140						++	-	0.02
192	201	180	300	540	1080	+	++	0.03	800	150	80
272	281			900	1800	++	+++		600		
192	201	200	450	540	1080	+	++	0.01	1000	200	100
272	281			900	1800	++	+++		800		
192	201	200	400	540	1080	+	++	0.02	800		
272	281			900	1800	++	+++		600		
86	91	180	300	550	-	+	-	0.03	800	150	80
112	117			1100	-	++	-		800		
86	91	200	450	550	1100	+	++	0.01	1000	200	100
112	117			1100	2200	++	+++		1000		
86	91	200	400	550	1100	+	++	0.02	800		
112	117			1100	2200	++	+++		800		
192	201	200	450	540	1080	+	++	0.03	1200	200	100
272	281			900	1800	++	+++		1000		
116	125	180	300	1100	-	++	-	0.03	1000	200	100
		200	450					0.02	1200		
		200	400					0.03	1000		
78	82			580	-	+	-	0.01	300	80	
									250		