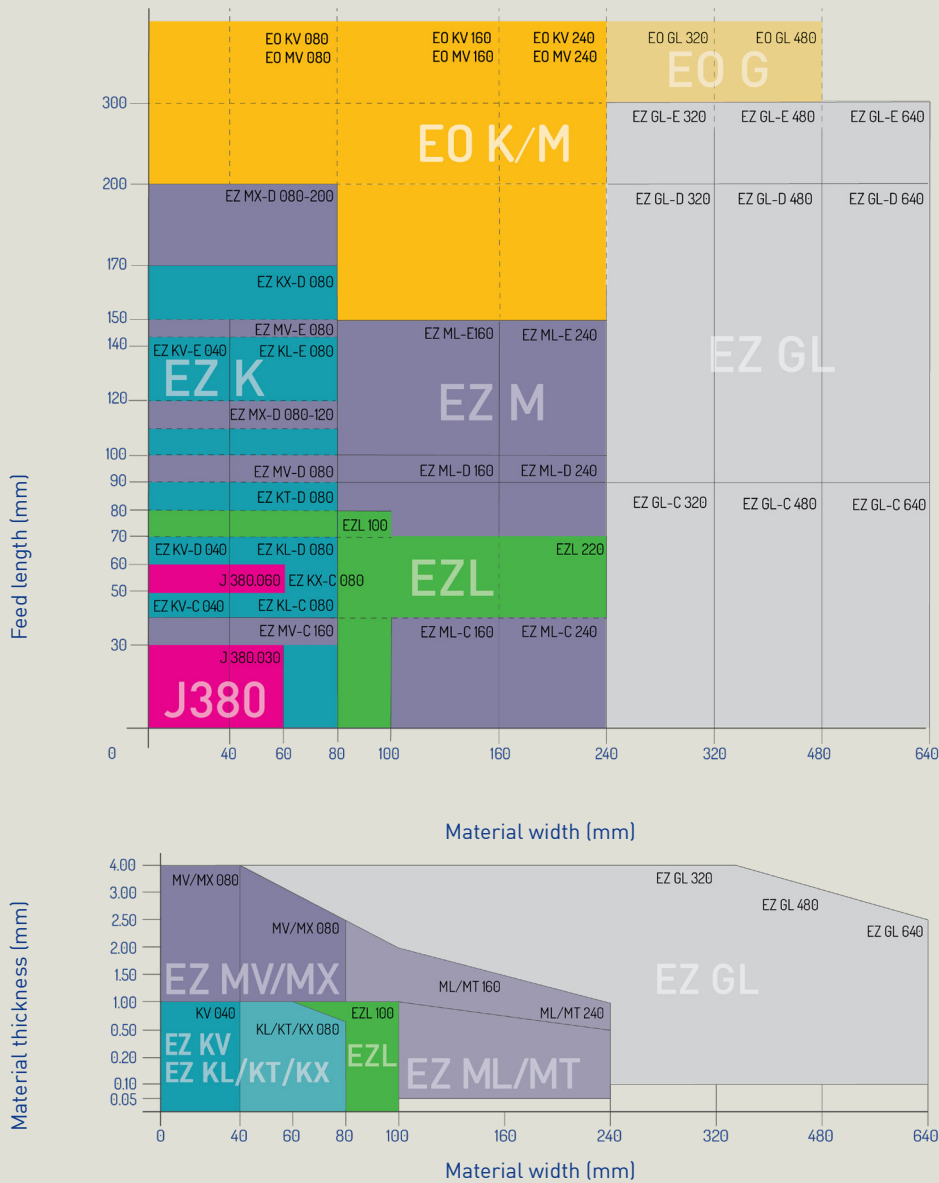


LINEAR FEEDING SYSTEMS AND DIMENSIONS



ABOUT US

For 50 years we have developed and produced quality, high precision gripper and roll feeders.

Thanks to our innovative technology and continual improvement, we have established ourselves as one of the European's leading suppliers of feeding technology for the stamping and metal industry.

In a constantly changing market environment, our focus is on high precision products at a fair price. Inspired by our customers, we sit day after day, working on sophisticated solutions to meet their needs - and yours too.


SWITZERLAND

Zehnder & Sommer AG
 CH-3400 Burgdorf
 info@zehndersommer.com
 Tel +41 31 800 00 00

GERMANY

Zehnder & Sommer GmbH
 DE-58452 Witten
 info@zehndersommer.de
 Tel +49 2302 981 60 30

zehndersommer.com
 ZSwiss.com




PRODUCT OVERVIEW GRIPPER FEEDS/TRANSFER

Edition 2025-01




DRIVES

- K: Compact small electric linear motors (traction force up to 100 N)
- M: Medium electric linear motors for high performance (traction force up to 400 N)
- J: Classic pneumatic feeders



DESIGNS

- L: Horizontal as feed for presses or automations
- V: Vertical for narrow spaces or stamping/bending machines
- T/X: Double motors for highest cycle rates




FEED LENGTHS

- C: Compact design for short feeds
- D: Double overall length for medium feeds
- E: Extended overall length for long feeds



FIXING SYSTEMS


- Classic Wide Clamps for flat strip material
- Gripper Clamps for profiled materials
- Special Clamps for wires or multiple wire feeds



PRODUCT OVERVIEW LINEAR AND GRIPPER FEEDING SYSTEMS EZ & J



Edition 2025-01		Model name		Number of clamps		Pitch	Passage	Clamp	Device dimensions (mm)			
				or grippers		max.	width	opening	Infeed height	Height with clamps	Height with cover	Device depth
Model	Dimension	fix	moving	mm	mm	mm						
EZL	EZL	220-072	1	1	72	220	1.0	76.5	94	100	280	
		100-085	1	1	84	100					292	
LINEAR FEED SMALL	EZ KL-C	080	1 (2)	1 (2)	50	81	1.0	77	93	100	180	
	EZ KL-D	080	1 (2)	1 (2,3)	64						310	
	EZ KL-E	080	1 (2)	1 (2,3)	145						440	
	EZ KV-C	040	1	1	50	41	1.0	130	147	154	180	
	EZ KV-D	040	1 (2)	1 (2)	64						310	
	EZ KV-E	040	1 (2)	1 (2)	145						440	
	EZ KT-D	080		2 (4)	2x48	81	1.0	77	93	100	310	
	EZ KX-C	080		2	2x28	81	1.0	130	147	154	180	
	EZ KX-D	080		2	2x85						310	
LINEAR FEED MEDIUM	EZ ML-C	160	1 (2)	1 (2)	45	161	1.0	77	93	100	208	
	EZ ML-D	160	1 (2)	1 (2)	100	161	1.0	77	93	100	338	
		240	1 (2)	1 (2)		241						
	EZ ML-E	160	1 (2)	1 (2)	145	161	1.0	77	93	100	468	
		240	1 (2)	1 (2)		241						
	EZ MV-D	080	1 (2)	1 (2)	102	81	1.0	220	227	236	338	
	EZ MV-E	080	1 (2)	1 (2)	145			220			468	
	EZ MX-D	080-120		2	2x60	85	1.0	220	227	234	338	
	EZ MX-D	080-200		2	2x100						393	
	J 380	J 380	.030	1	1	33	64	1.4	39	48	53	262
.060			1	1	66	64	328					



Device width		Traction force		Clamping force		Ratio		Precision	Stroke rate	Material cross section	
max. (N)		max. (N)		max. N (6 bar)		clamping/traction		+/- position	max. recommended	recommended (mm ²)	
body	total	nominal	peak	single clamp	max clamps	single	double clamps	mm	strokes/minute	slow	fast
260	260	110	200	640	-	++	-		500		
140	145	100		290	-	+	-	0.01	600	100	50
112	121	60	100	270	540	++	-	0.02	600	40	25
		65	140		810		+++	0.01	800	50	30
86	90	60	100	135	135	+	-	0.02	600	40	25
		65	140		270		++	0.01	800	50	30
								0.02	600		
112	121	65	140	270	540	++	+++	0.02	1200	50	30
116	125	60	100	310	-	++	-	0.03	1000	40	25
		65	140			++	-	0.02	1200	50	30
192	201	180	300	540	1080	+	++	0.03	800	150	80
192	201	220	450	540	1080	+	++	0.01	1000	200	100
272	281			900	1800	++	+++		800		
192	201	220	400	540	1080	+	++	0.02	800		
272	281			900	1800	++	+++	600			
116	125	220	450	1100	2200	++	+++	0.02	800	200	100
						++	+++				
125	125	220	450	1100	-	++	-	0.02	1200	200	100
		220							1000		
78	82			580	-	+	-	0.01	300	80	
									250		